

Scaled data based on original data using  
LM-79-08 Approved Method: Electrical and Photometric Measurements of Solid-  
State Lighting Products

Test Report Prepared for  
Cooper Lighting Solutions  
(formerly Eaton)

Brand: McGRAW-EDISON

Report Number: P386496

Luminaire Tested: **GWC-SA2A-830-U-SL2-HSS**

Issue Date: 3/3/2020

**Test Information**

Test Method: LM-79-08  
Report Number: P386496  
TEST IS SCALED FROM IESNA LM-79-08 TEST DATA (G2-1903-205-21)  
Test Lab: INNOVATION CENTER  
Issue Date: 3/3/2020  
Manufacturer: COOPER LIGHTING SOLUTIONS (FORMERLY EATON)  
Product Line: MCGRAW-EDISON  
Catalog Number: GWC-SA2A-830-U-SL2-HSS  
Description: GALLEON WALL LUMINAIRE  
(2) 80 CRI, 3000K, 615mA LIGHTSQUARES WITH 16 LEDS EACH AND TYPE II SPILL  
LIGHT ELIMINATOR OPTICS WITH HOUSE SIDE SHIELD  
Light Source: -  
Ballast/Driver: ELECTRONIC DRIVER

**Summary**

Lumens per Lamp: N/A  
Luminaire Lumens: 6402 lumens  
Efficiency: N/A  
Efficacy: 97.0 lumens/watt  
Luminous Opening: Rectangular (W 1' x L: 0.5' x H: 0')  
IES Classification: Type III - Medium  
BUG Rating: B1 - U0 - G2

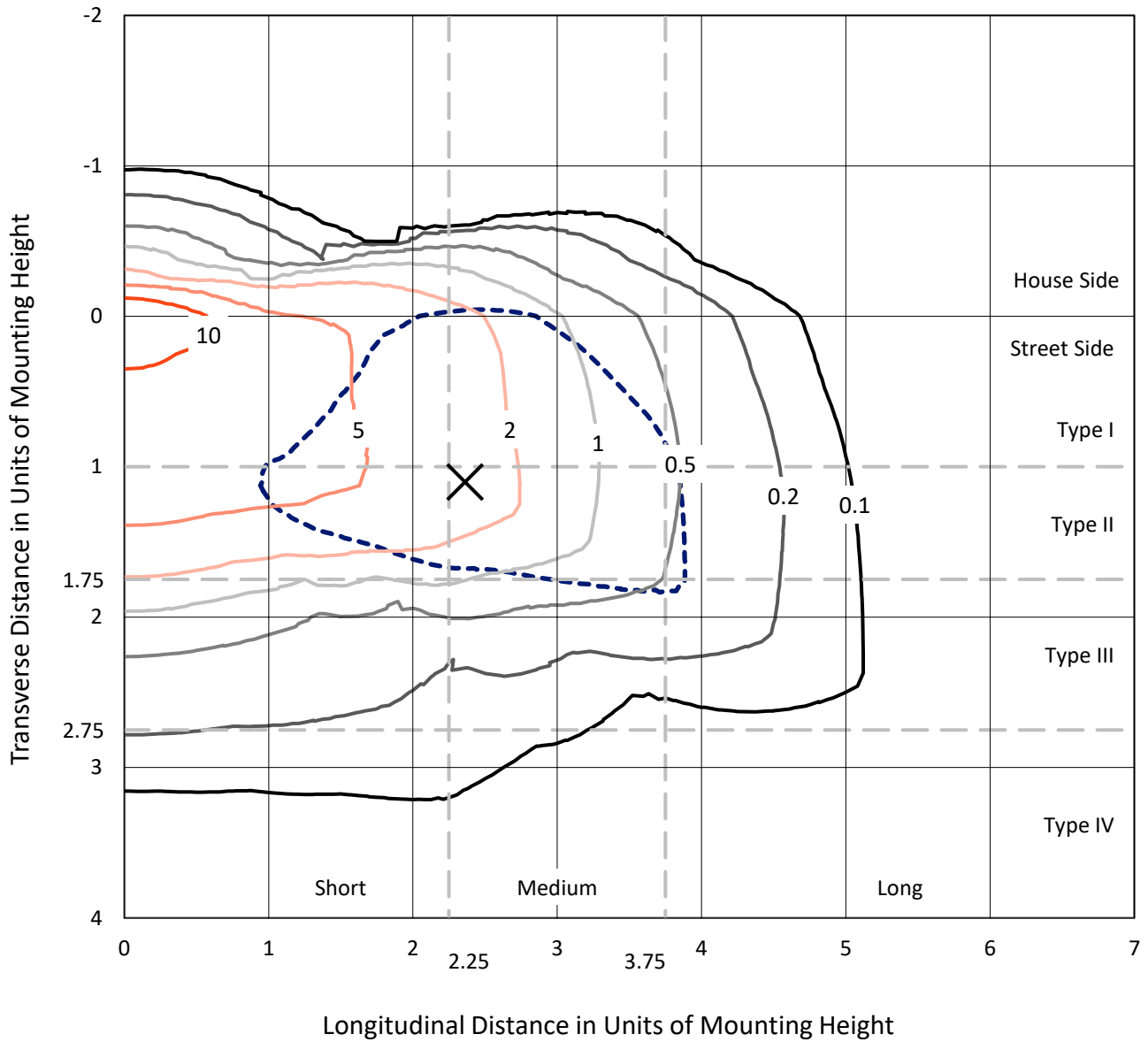
Input Watts (W): 66  
Input Voltage (V): NR  
Input Current (Ain): NR  
Voltage Rise (V): NR  
Power Factor: NR  
Total Harmonic Distortion (THDi): NR  
Frequency (hertz): 60  
Stabilization Time: NR  
Operation Time: NR  
Ambient Temperature (°C): NR  
Test Distance: 24 FT



REPORT NUMBER: P386496  
 CATALOG NUMBER: GWC-SA2A-830-U-SL2-HSS

### Iso-Footcandle Lines of Horizontal Illumination

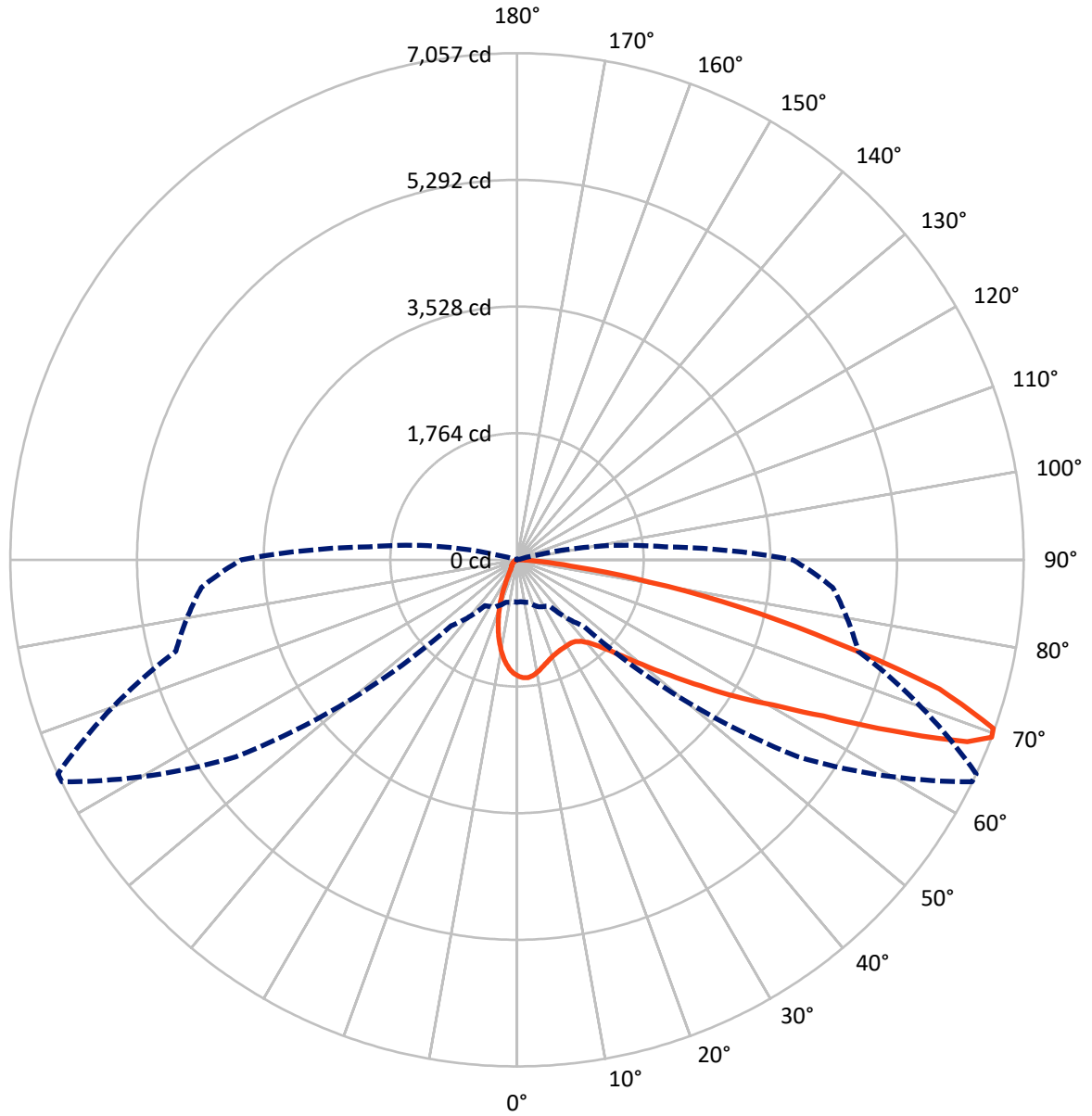
✕ Max cd  
 - - - 1/2 Max cd



Based on 10 foot mounting height. Maximum calculated value = 16.2 fc  
 Type III - Medium - N/A

REPORT NUMBER: P386496  
CATALOG NUMBER: GWC-SA2A-830-U-SL2-HSS

### Luminous Intensity Polar Plot



— Vertical Plane Through 65-Deg Lateral    - - - Horizontal Cone Through 69-Deg Vertical

REPORT NUMBER: P386496

CATALOG NUMBER: GWC-SA2A-830-U-SL2-HSS

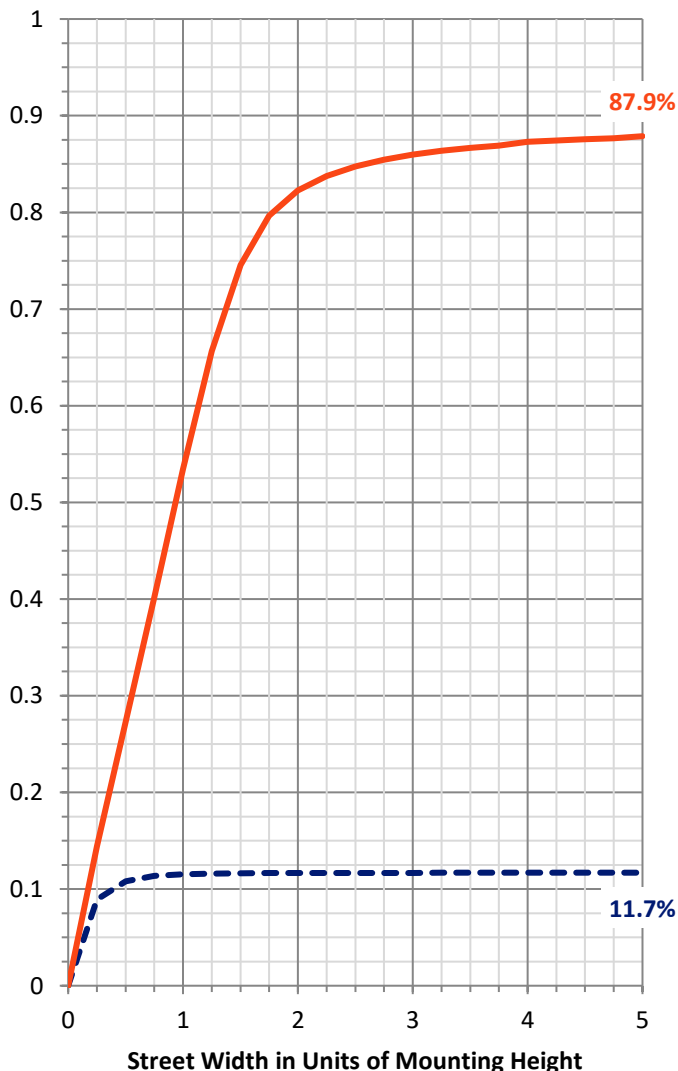
**FLUX DISTRIBUTION:**

		Downward	Upward	Total
<b>House Side</b>	Lumens	754.6	0.0	754.6
	% Fixture	11.8	0.0	11.8
<b>Street Side</b>	Lumens	5647.4	0.0	5647.4
	% Fixture	88.2	0.0	88.2
<b>Total</b>	Lumens	6402.0	0.0	6402.0
	% Fixture	100.0	0.0	100.0

**ZONAL LUMENS:**

Zone	Lumens	% Fixture
0°-10°	135.3	2.1
10°-20°	296.1	4.6
20°-30°	410.2	6.4
30°-40°	571.9	8.9
40°-50°	888.9	13.9
50°-60°	1427.1	22.3
60°-70°	1614.2	25.2
70°-80°	948.1	14.8
80°-90°	110.3	1.7
90°-100°	0.0	0.0
100°-110°	0.0	0.0
110°-120°	0.0	0.0
120°-130°	0.0	0.0
130°-140°	0.0	0.0
140°-150°	0.0	0.0
150°-160°	0.0	0.0
160°-170°	0.0	0.0
170°-180°	0.0	0.0
0°-90°	6402.0	100.0
0°-180°	6402.0	100.0

**Coefficient of Utilization**



REPORT NUMBER: P386496

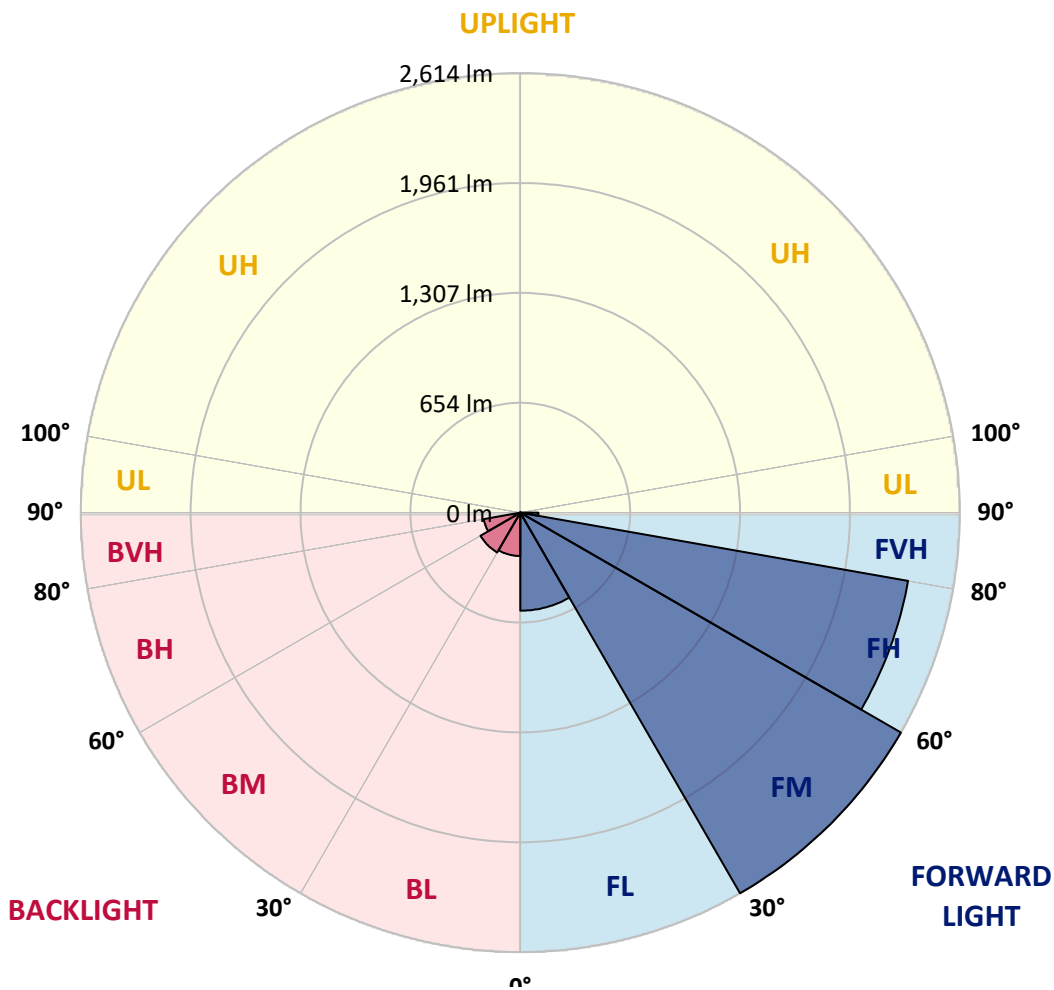
CATALOG NUMBER: GWC-SA2A-830-U-SL2-HSS

**LUMINAIRE CLASSIFICATION SYSTEM LUMEN TABLE AND BUG RATING:**

Zone	Lumens	% Fixture	Zone Rating/Lumen Limit		
			B	U	G
FL (0°-30°)	583.4	9.1			
FM (30°-60°)	2614.4	40.8			
FH (60°-80°)	2341.8	36.6			G2/5000
FVH (80°-90°)	107.8	1.7			G2/225
BL (0°-30°)	258.2	4.0	B1/500		
BM (30°-60°)	273.5	4.3	B1/1000		
BH (60°-80°)	220.5	3.4	B1/500		G1/500
BVH (80°-90°)	2.5	0.0			G0/10
UL (90°-100°)	0.0	0.0		U0/0	
UH (100°-180°)	0.0	0.0		U0/0	

**BUG Rating: B1-U0-G2**

Type III Medium





REPORT NUMBER: P386496

CATALOG NUMBER: GWC-SA2A-830-U-SL2-HSS

**CANDELA DISTRIBUTION (FULL):**

	0°	5°	15°	25°	35°	45°	55°	64°	65°	75°	85°
0°	1617.8	1617.8	1617.8	1617.8	1617.8	1617.8	1617.8	1617.8	1617.8	1617.8	1617.8
2.5°	1632.2	1628.1	1631.3	1638.4	1641.9	1641.9	1644.6	1641.4	1642.4	1634.6	1623.2
5°	1530.0	1523.8	1532.7	1552.5	1576.9	1597.8	1628.6	1644.9	1646.5	1646.8	1633.5
7.5°	1420.0	1414.4	1427.6	1450.9	1482.3	1521.1	1575.0	1622.1	1624.8	1650.3	1640.6
10°	1330.6	1326.6	1342.0	1366.9	1403.8	1447.1	1513.2	1578.8	1586.6	1643.0	1639.5
12.5°	1259.7	1256.4	1271.0	1299.8	1337.4	1385.4	1454.4	1530.6	1541.1	1626.5	1634.1
15°	1207.9	1207.4	1219.6	1247.2	1288.9	1333.6	1404.3	1485.9	1498.1	1608.6	1633.2
17.5°	1180.8	1181.7	1190.6	1214.2	1249.9	1294.3	1362.1	1448.2	1461.5	1592.6	1637.3
20°	1178.1	1178.9	1183.8	1197.1	1226.1	1265.4	1327.7	1416.5	1430.3	1580.7	1643.8
22.5°	1202.0	1201.4	1202.8	1201.4	1217.7	1247.5	1304.9	1392.1	1408.1	1572.8	1648.9
25°	1247.8	1246.9	1246.4	1236.4	1225.5	1241.5	1295.4	1378.3	1393.5	1567.1	1651.9
27.5°	1311.4	1310.9	1310.1	1293.5	1261.0	1251.0	1296.5	1373.2	1385.9	1562.5	1651.4
30°	1395.1	1398.9	1397.8	1374.8	1324.1	1280.0	1307.9	1370.5	1381.6	1553.6	1645.7
32.5°	1493.5	1501.0	1507.0	1482.3	1419.0	1337.4	1334.2	1373.4	1381.6	1546.8	1635.4
35°	1595.6	1605.3	1627.3	1618.6	1535.2	1423.8	1379.4	1391.3	1398.1	1550.6	1630.5
37.5°	1696.1	1707.7	1755.4	1780.6	1687.4	1538.2	1449.8	1435.5	1439.0	1573.6	1635.9
40°	1812.8	1830.5	1902.8	1943.4	1869.2	1691.2	1555.2	1511.3	1512.7	1624.3	1661.1
42.5°	1966.2	1984.3	2062.6	2126.3	2074.0	1884.6	1698.3	1627.3	1625.9	1719.1	1720.5
45°	2153.1	2172.1	2253.0	2323.8	2300.2	2113.8	1881.4	1796.6	1795.0	1868.6	1832.9
47.5°	2364.9	2383.6	2456.0	2528.8	2554.3	2381.5	2114.6	2027.7	2023.9	2076.4	2006.5
50°	2546.7	2558.9	2625.5	2723.6	2838.5	2710.3	2404.8	2321.0	2317.0	2352.5	2261.4
52.5°	2612.8	2619.8	2687.6	2824.9	3111.5	3155.7	2785.9	2678.1	2675.1	2690.5	2600.9
55°	2479.0	2491.7	2574.9	2778.6	3259.4	3659.0	3267.0	3120.2	3097.7	3064.4	2955.8
57.5°	2114.4	2134.7	2224.1	2495.0	3190.4	4058.3	3974.1	3620.3	3587.2	3383.5	3244.3
60°	1584.2	1609.1	1683.4	1975.7	2821.7	4200.5	4746.7	4177.5	4103.0	3637.6	3509.5
62.5°	1087.1	1099.6	1150.0	1340.4	2078.1	3967.6	5393.0	4923.8	4787.8	3913.9	3796.3
65°	830.3	834.6	855.2	920.8	1237.5	3222.9	5650.1	5908.5	5744.1	4244.4	4094.1
67.5°	669.1	665.6	694.0	787.8	828.7	1966.2	5350.2	6840.1	6763.2	4686.2	4393.7
69°	590.0	585.1	614.1	723.0	778.3	1299.8	4783.0	7051.7	7056.6	4919.5	4414.3
70°	531.0	534.2	562.9	684.6	761.2	1020.2	4241.2	6997.8	7036.3	5006.7	4290.7
72.5°	354.6	363.3	421.0	568.3	732.0	772.1	2560.8	6005.0	6152.9	4810.3	3681.2
75°	199.9	206.4	275.0	428.6	689.7	735.2	1352.6	4424.0	4567.1	4022.5	2838.7
77.5°	98.1	101.6	155.5	276.6	576.7	700.5	767.2	3005.1	3168.4	2625.5	1605.6
80°	41.4	43.3	77.7	170.7	412.3	668.6	569.7	1849.4	1869.7	1028.6	427.7
82.5°	16.0	16.5	32.8	106.5	262.0	521.2	476.5	876.9	855.8	193.7	97.5
85°	1.9	2.2	11.9	63.9	145.7	268.2	387.1	377.9	349.7	38.5	50.1
87.5°	0.0	0.0	0.8	19.5	43.3	125.7	201.3	156.8	141.4	12.5	26.0
90°	0.0	0.0	0.0	0.0	0.0	0.0	0.0	0.0	0.0	0.0	0.0



REPORT NUMBER: P386496

CATALOG NUMBER: GWC-SA2A-830-U-SL2-HSS

**CANDELA DISTRIBUTION (continued):**

	90°	95°	105°	115°	125°	135°	145°	155°	165°	175°	180°
0°	1617.8	1617.8	1617.8	1617.8	1617.8	1617.8	1617.8	1617.8	1617.8	1617.8	1617.8
2.5°	1613.7	1611.0	1596.4	1575.3	1555.2	1530.3	1506.5	1492.1	1480.7	1473.1	1482.1
5°	1618.1	1606.1	1561.7	1504.8	1449.0	1386.2	1327.7	1278.1	1258.6	1236.9	1246.7
7.5°	1616.7	1594.2	1514.3	1413.0	1310.6	1204.7	1104.4	1027.2	987.1	947.9	957.9
10°	1609.9	1572.0	1450.9	1300.8	1147.5	995.3	853.1	745.0	684.6	629.8	637.7
12.5°	1595.0	1542.2	1376.2	1172.4	967.4	766.6	600.0	461.6	387.4	354.6	358.7
15°	1586.1	1513.2	1297.1	1042.4	775.0	533.9	366.8	272.8	238.9	228.1	229.4
17.5°	1581.8	1485.3	1215.2	893.7	578.4	340.0	237.0	209.1	201.8	199.9	200.5
20°	1577.4	1457.2	1131.0	746.6	398.5	228.6	194.8	186.6	183.9	181.5	182.0
22.5°	1570.1	1430.1	1040.5	597.6	268.7	185.6	175.5	167.7	162.0	159.0	159.6
25°	1561.2	1401.6	948.1	445.1	196.1	165.5	156.0	144.9	138.2	132.7	133.0
27.5°	1546.8	1366.7	852.8	324.0	164.7	148.2	135.4	123.3	111.9	105.6	105.6
30°	1526.8	1327.1	746.9	231.9	147.6	131.1	115.7	100.5	88.3	82.6	82.1
32.5°	1504.6	1285.9	639.9	175.8	134.1	115.1	97.5	81.5	70.7	66.1	65.8
35°	1485.6	1241.5	533.1	147.4	120.5	99.7	80.5	66.9	58.2	54.5	54.2
37.5°	1473.4	1197.1	429.1	131.7	108.4	85.3	67.5	55.3	49.0	46.1	45.8
40°	1471.5	1164.0	334.0	119.7	97.0	72.6	56.3	46.9	41.2	37.9	37.7
42.5°	1496.2	1145.1	256.3	109.7	85.3	61.5	47.9	40.1	34.1	30.9	30.6
45°	1560.9	1151.0	197.2	100.8	73.7	52.0	40.6	33.3	27.9	25.5	24.9
47.5°	1679.0	1192.2	156.8	91.8	62.6	44.2	34.7	27.6	23.0	20.6	20.3
50°	1889.2	1288.9	131.1	82.1	52.3	37.7	28.7	22.5	18.7	16.5	16.3
52.5°	2168.3	1461.2	117.0	72.6	43.3	32.0	23.6	17.9	14.6	13.0	12.7
55°	2476.0	1669.8	107.8	62.3	35.5	26.5	18.7	14.1	11.4	10.0	9.5
57.5°	2776.4	1850.5	99.1	52.3	29.5	21.7	14.9	11.1	8.9	7.6	7.3
60°	3052.5	2016.6	89.1	42.0	24.1	17.1	11.6	8.7	7.0	5.7	5.7
62.5°	3348.0	2145.0	75.3	32.8	19.8	13.0	9.5	7.9	5.7	4.9	4.6
65°	3661.2	2240.3	59.1	25.5	15.4	9.8	7.9	8.1	4.6	3.5	3.3
67.5°	3892.5	2221.4	43.6	20.0	11.9	7.6	7.6	8.7	4.1	2.7	2.4
69°	3841.6	2067.2	36.6	17.3	10.3	6.5	7.0	8.7	3.8	2.4	2.2
70°	3694.0	1896.5	32.2	15.4	9.2	6.0	6.8	8.4	3.5	2.4	2.2
72.5°	3076.3	1428.4	25.2	11.6	7.3	4.9	5.7	7.3	3.5	2.4	1.9
75°	2314.0	914.3	19.2	8.4	5.4	3.8	4.3	5.4	3.5	2.2	1.9
77.5°	1259.1	329.7	13.8	5.7	3.8	3.0	3.0	4.1	3.3	1.6	1.1
80°	323.7	82.9	8.7	3.8	3.0	2.2	1.9	2.7	1.9	0.3	0.0
82.5°	79.9	18.7	4.6	2.7	2.2	0.8	0.8	1.4	0.8	0.0	0.0
85°	43.9	9.2	3.0	1.9	1.1	0.0	0.0	0.3	0.0	0.0	0.0
87.5°	22.5	2.7	0.8	0.5	0.3	0.0	0.0	0.0	0.0	0.0	0.0
90°	0.0	0.0	0.0	0.0	0.0	0.0	0.0	0.0	0.0	0.0	0.0



Signify Classified - Internal  
Cooper Lighting Solutions Photometric Lab  
1121 Highway 74 South  
Peachtree City, GA 30269

Scaled Data Report



Report Generated By 670245982

Signify Classified - Internal  
Cooper Lighting Solutions Photometric Lab  
1121 Highway 74 South  
Peachtree City, GA 30269

Scaled Data Report



Signify Classified - Internal  
Cooper Lighting Solutions Photometric Lab  
1121 Highway 74 South  
Peachtree City, GA 30269

Scaled Data Report



Signify Classified - Internal  
Cooper Lighting Solutions Photometric Lab  
1121 Highway 74 South  
Peachtree City, GA 30269

Scaled Data Report



Signify Classified - Internal  
Cooper Lighting Solutions Photometric Lab  
1121 Highway 74 South  
Peachtree City, GA 30269

Scaled Data Report



--- HS — SS

Signify Classified - Internal  
Cooper Lighting Solutions Photometric Lab  
1121 Highway 74 South  
Peachtree City, GA 30269

Scaled Data Report



u

Signify Classified - Internal  
Cooper Lighting Solutions Photometric Lab  
1121 Highway 74 South  
Peachtree City, GA 30269

Scaled Data Report



Signify Classified - Internal  
Cooper Lighting Solutions Photometric Lab  
1121 Highway 74 South  
Peachtree City, GA 30269

Scaled Data Report



(END OF REPORT)